



## Mountain Oases of Tunisia

### TUNISIA

This horseback riding tour in Tunisia takes you through the different landscapes of the country's south. From exhilarating gallops across the vastness of the "chotts", to the first dunes of the Grand Erg Oriental, you will reach the palm groves, true havens of peace. Riding Arabian-Barb horses, you will explore the mountain oases at the edge of the Algerian border. A nomadic journey for desert lovers and adventurous equestrians.

<b>Trail Riding</b>	 <b>8 days / 6 days riding</b>	 <b>From £1,030</b>	
---------------------	---	--	---




### ITINERARY

## Highlights

- Opportunity to experience the diversity of southern Tunisia, with its oases, chotts, mountains and the dunes of the Tunisian Sahara.
- Long canter gallops on beautiful Arabian-Barb horses.
- Chance to see abandoned Berber villages of Chebika and Tamerza
- Swimming in the pools and waterfalls of the Chebika and Tamerza oases
- Camping in tents for a truly nomadic experience and desert experience.

## Day 1 — 1: EUROPE - MONASTIR - NEFTA - No riding

 Camping - Standard


International flight from Europe to Monastir (it may be possible to arrive in Djerba, with an additional transfer fee). You will be greeted at the airport and then transferred to Nefta, approximately a 5-hour drive. Upon arrival at the camp, you'll meet your guides and horses. Dinner and an overnight stay in a tent in the heart of the palm grove.

## Day 2 — 2: NEFTA - CHOTT EL JERID - 5 hours riding

 Camping - Standard


You'll start the day with a Tunisian breakfast under the palm trees, followed by your first morning on horseback through the vast Nefta palm grove, known as the "basket." It consists of 40,000 date palms, nestled in a basin with ochre and arid cliffs – one of the most beautiful oases in southern Tunisia. Lunch is enjoyed within the palm grove, where the country's finest dates are produced. In the afternoon, you'll cross the dried-up salt lake of Chott el Jerid, an ideal setting for long canter gallops. You will then reach the first sand dunes of the Grand Erg Oriental. Dinner and overnight stay in the heart of the dunes.

## Day 3 — 3: CHOTT EL JERID - CHEMSA OASIS - 7 hours riding

 Camping - Standard


In the morning, you'll continue through the spectacular dune landscapes before reaching Ong Jemel. The city, buried beneath the sands, served as a filming location for the famous movies "Star Wars" and "The English Patient". You'll visit the site and have lunch. In the afternoon, enjoy exhilarating long canters across the Chott until you reach the Chemsas oasis. There, you'll take a sunset camel ride. Dinner and overnight stay in the oasis.

## Day 4 — 4: CHEMSA OASIS - SAC DUT - 6-7 hours riding

 Camping - Standard


Today you will alternate between riding on the chotts and through the dunes. You'll encounter many herds of camels and sheep along this part of the trek. Lunch will be in the dunes, after which you'll resume your ride towards the mountains. The afternoon includes long trots and canters. Dinner and overnight stay in the hills near the village of Sac Dut.

## Day 5 — 5: SAC DUT - CHEBIKA OASIS - 3 hours riding

 Camping - Standard

You'll begin the day riding on rugged trails to the mountain oasis of Chebika. Nestled between two gypsum mountains that open up to the desert, the oasis of Chebika appears to spring from the rocks. The old adobe village, typical of Saharan oases with its canalised wadis, served as a backdrop for the film "The English Patient". Lunch will be with a view of the El Djebel Negueb mountains, marking the border with Algeria. In the afternoon, enjoy a stroll and visit to the oasis. Dinner and overnight stay in the oasis.

## Day 6 — 6: CHEBIKA OASIS - TAMERZA OASIS - 3 hours riding

 Camping - Standard

You will cross on horseback through the magnificent gorges of Oued Meadeb to the mountain oasis of Tamerza. Lunch will be in front of the ruins of the old abandoned village. In the afternoon, you will visit the oasis and its palm groves, as well as the village of Tamerza. If time permits, there will be a short walk to a reservoir in the mountains near Mides. In the evening, there is an option for a hammam (additional cost, to be paid on-site), followed by dinner and sleeping in tents.

## Day 7 — 7: TAMERZA OASIS - MIDES - MONASTIR - 2-3 hours riding

 AMIR PALACE HOTEL

For your last ride, you will head back towards civilization. You'll encounter cultivated fields once again. After one last canter through the bed of a dried-up river, you will reach Mides, the most beautiful mountain oasis in Tunisia. You'll visit the oasis and have lunch there. Then it's time to say goodbye to your horses and local guides as you return to Monastir. Dinner and overnight stay at the hotel.

## Day 8 — 8: MONASTIR - EUROPE

After breakfast, you will be taken to Monastir Airport for your return flight to Europe.

### DATES & PRICES

DEPARTURE	RETURN	PRICE WITHOUT FLIGHTS	STATUS
08/02/2025	15/02/2025	£1,030	Open
22/02/2025	01/03/2025	£1,030	Open
15/11/2025	22/11/2025	£1,030	Open
27/12/2025	03/01/2026	£1,030	Open

## Price details

• The rates above are excluding flights per adult. We can arrange flights upon request.

- Normal pick up is from Monastir Airport, but transport can be arranged from other airports for an additional fee: Tunis €170/\$190/£145 or Enfidha €80/\$90/£70 (per car, one way).

- The group consists of a maximum of 4 to 8 riders.

- Single tents are available at no extra charge, subject to availability. A single room is possible for the last night at the hotel for an additional €15/\$17/£13 to be paid on-site.

- It is possible to organise the ride with accommodation in hotels instead of tents. An additional €690/\$770/£580 per person for double occupancy or €880/\$980/£735 per person for a single room is payable. Dinners and breakfasts will be taken at the hotel, separately from the rest of the group.

- The ride can be organised on a different departure date for a minimum of 4 riders.

- Children, accompanied by an adult, are welcome from age 12, provided they have the required riding skills.

- The weight limit for this ride is 80 kg. For those exceeding this weight, please contact us.

Please Note

The itinerary may be modified at anytime for security reasons, meteorological or events beyond our control such as blocked roads, rivers in flood, drought, strikes and local holidays. Equus Journeys, our local partners and their local guides will always strive to find the best solution and will alter the itinerary as needed.

The names of the hotels and accommodation are given for information only and depending on availability, they may be modified without notice and replaced by another of a similar standard.

## Price includes

---

### SUPPORT TEAM

---

2 English-speaking horse guides

### LOGISTICS

---

1 cook

1 horse equipped with saddle and bridle per rider

1 vehicle and driver

### ACCOMMODATION

---

Shared 2-man tents. If a single tent is required, please contact your travel advisor.

Double/twin/triple room in a hotel on departure

### MEALS

---

Full board from dinner on day 1 to breakfast on day 8

### EXTRAS

---

Camel ride on day 3

## Price doesn't include

---

### MEALS

---

Lunch on day 1 and day 8 are not included depending on your arrival/departure time

Beverages (except during the trek) and personal extras

### ACCOMMODATION

---

A single room is possible for the last night at the hotel for an additional fee

### TRANSPORT

---

International flights

### EXTRA

---

Tips to local team

## INSURANCE

Cancellation and travel insurances are not included. Please note that insurance is mandatory. We recommend taking out an insurance policy as soon as your trip is booked in case of cancellation

## Optional

### EXTRAS

Optional hammam (additional cost, to be paid on-site)

## EQUESTRIAN INFO

### Horses

The riding centre has around 15 medium-sized Arabian-Barb horses (geldings and mares). You will be impressed by their endurance and excellent temperament. They are gentle, forward-going, well-balanced and well-trained.

### Guide & local team

You will be accompanied by two guides certified by the Ministry of Agriculture and Tourism. They are also trained in first aid. They know the region and their horses perfectly. They speak Arabic, French and English.

### Minimum riding ability

#### MINIMUM RIDING ABILITY

You should be comfortable in walk, rising trot and canter on forward going horses, comfortable riding out in open spaces and able to keep your balance over varied and uneven ground. Some horses are more spirited than others, but all have excellent temperaments and are well-trained and balanced. There is a weight limit of 80kgs / 177lbs / 12st9 for this ride.

#### PACE

Much of the ride will be at a walk, with trots and long canters whenever the terrain allows.

#### TACKING ABILITY AND PARTICIPATION

Each rider is expected to help with grooming, saddling, bridling, and unsaddling their own horse. Helping with camp chores is also required, including setting up and taking down the tents. You are also welcome to assist with the care of the horses, such as feeding and giving them water.

#### TRIP CONDITIONS AND REQUESTED EXPERIENCE

Trip conditions and requested experience:

You will need to be riding fit and comfortable spending several hours in the saddle.

Having previous experience of riding a trail for several days would be an advantage but it's not compulsory. Guests who do not ride regularly are requested to get back in the saddle before this trip.

Visiting a new country offers the opportunity to meet other cultures with different mentalities, therefore it is important to accept these differences and respect the local way of life.

#### EQUESTRIAN EQUIPMENT

English trail or endurance saddles with saddlebags. Helmets are mandatory - please bring your own, as helmets are not available to rent.

## TRAVEL INFO

#### COMFORT

You will stay in a two-person tent with mattresses and pillows, or a traditional woven Bedouin tent. There will also be a Caidal tent for logistics, along with a shower tent and a toilet tent. The final night will be spent in a 4-star hotel in Monastir.

## MEALS

Breakfast will include bread, fruits and cereals. Lunch will be traditional Tunisian cuisine with salads, and you'll eat cooked dishes in the evening (meat, vegetables, and rice). Water is provided on the trail - please bring your own bottle to fill in the mornings.

Special diets can be accommodated, however please note that some foods can be difficult to find in Morocco. Certain diets may incur a supplement (gluten-free diets can be accommodated at a supplementary charge of €100/£90/\$110 for instance). All dietary requirements must be specified at the time of booking.

## CLIMATE

During riding trips, temperatures remain pleasant or even warm 35°/20° (October and April) and 25°/8° (from November to March).

In the heart of winter, mornings and evenings are cool or even cold (down to -5° at the end of December). At noon, temperatures reach 18°/20°C and decline quite quickly in the evening. In summer, the climate is torrid (around 45°C) and horse riding trips are not organised.

## TIPS

It is customary to tip as a sign of appreciation. We would recommend €50-€60 for the whole team.

## PACKING LIST

### Head

- Riding helmet: On this ride, helmets are mandatory. Some manufacturers now offer ventilated, sturdy and lightweight riding helmets suitable for all climates. There are also protective shells to wear under your hat or Western-style helmet hats.
- Cap or sun hat: For sun protection when not riding.
- Bandana, scarf, or neck wrap: To protect your neck or face from dust and sun.
- Sunglasses - with a cord attached so they don't fly off when riding
- Hat or balaclava in winter (December and January).

### Upper body

- Thermal underwear (December and January)
- Long sleeved shirts provide protection from the sun and dust
- T-shirts
- Fleece or jumper (from November to mid-February)
- A warm jacket (waterproof and breathable) from December to mid-February. Waterproof wind-breaker the rest of the year.
- Casual clothes for the evening

### Legs

- 2 pairs of riding breeches.
- 1 spare pair of trousers (hiking trousers, jeans, or equivalent).
- Tights or equivalent (December to mid-February).
- A swimsuit may be useful (for swimming or bathing).
- Cotton or non-irritating synthetic underwear.

### Feet and Hands

- Comfortable riding boots. We recommend short boots with half chaps as long chaps/long boots can get very hot.
- Sandals, flip-flops or trainers for moving around the camp and for the evening.
- Several pairs of socks.
- A pair of gloves: To protect from the sun, cold, and friction.

### Horseback Essentials

- Soothing cream: Very useful for areas of skin irritated from long hours on horseback.
- Keep everything in your jacket or a waist pouch (not on your back): lip balm, sunscreen, passport, small camera, or mini waterproof camera, cords, sunglasses – easier access than saddlebags.
- Backpacks are not permitted when riding.

### Sleeping

- Warm sleeping bag comfort rating 2°C/-5°C from October to November and February to April and a -5°C or -8°C sleeping bag for December and January.
- It is also recommended to use a silk sleeping bag liner for extra warmth.

### Miscellaneous

- 60-80L travel bag, preferably a soft bag (front opening or backpack).
- 1.5L water bottle or equivalent.
- Headlamp with spare batteries and bulbs.
- Toiletries (including biodegradable wipes).
- Toilet paper and lighter to burn after use.
- Swiss army knife or equivalent (in checked luggage!).
- Small plastic bags for rubbish disposal.
- Earplugs: Useful for light sleepers in shared accommodation.
- 25-30L backpack.
- Camera (with a spare battery).

#### First Aid Kit

- For safety, list any medication allergies in your first aid kit.
- Personal medications.
- Broad-spectrum antibiotic.
- Aspirin or paracetamol.
- Anti-diarrhoeal medication.
- Rehydration sachets (dioralyte or similar)
- Spare prescription glasses/contact lenses
- Vitamin C.
- High-protection sunscreen for lips and skin.
- Eye drops.
- Moisturiser.
- Elastic adhesive bandage (10 cm wide).
- Band-aids / plasters.
- Ready-to-use disinfectant wipes.
- Micropur or Hydroclonazone tablets to purify water.
- Insect repellent cream and spray.
- Blister plasters in case of any rubs.

#### General Information

- In case of lost documents, keep a copy of your passport in a separate location from the original.
- Bring bags for toxic waste (batteries, aerosols, ointment tubes, film packaging, etc.) to take home where recycling is well organised.