



# Equus Journeys

HORSEBACK TRAVEL & EQUESTRIAN TRADITIONS SINCE 1972

+44 (0) 1905 388977

info@equus-journeys.com

Last updated 25/04/2025

## Alsace - Explore the Alsace mountains

### ALSACE - CHAMPAGNE COUNTRY

On this **horseback riding holiday in Alsace**, discover the magnificent Natura 2000 site, 'Champ du feu', and its stunning wooded surroundings. **Ride trails** that will lead you through unforgettably beautiful scenery and past many of the region's cultural landmarks, such as Mount St Odile and its famous monastery, Verlorene Eck and the menhir standing there and the waterfalls at Hohwald. At the end of each day **in the saddle in the Alsatian countryside** relax in comfortable gite accommodation and delicious French cuisine.

Centre based holidays	 7 days / 5 days riding	 From £1,168		Family holidays from 7 y.o	Open to non-riders
-----------------------	--	---	--	-------------------------------	--------------------



Vineyard rides in Alsace



A centre-based riding holiday that caters for all riding abilities




Delicious picnic lunches can be expected!

### ITINERARY

## Highlights

- Discover Alsace on a centre-based ride and stay in comfortable gite accommodation
- Explore the intriguing Verlorene Eck and its 30 menhir, imposing standing stones
- Enjoy a trek that is adapted to accommodate all riders. With riders split into 2 groups - beginners and experienced - each with their own guide
- Ride horses that have been carefully chosen to match your level and riding style
- For beginners, enjoy a less demanding route with shorter days in the saddle
- In the evenings, the 2 groups come together to enjoy delicious, local Alsatian cuisine


## Day 1 — 1: ARRIVE AT THE HORSE FARM AND GITE

 GITE DU CHAMP DU FEU

On your arrival at the equestrian centre between 18:00 and 20:30, you will be met with a traditional Alsatian meal and you will have the chance to meet the other riders in your group as well as your guide. You will spend the night in a gite at the equestrian centre.

Transfers are possible from either the airport or train station in Strasbourg or Colmar, or the train station Sélestat, Fouday or St Blaise de Roche - these transfers are at an extra charge and are payable locally. For more information see Price Details.

## Day 2 — 2: BELMONT - CHAMP DU FEU - HOHWALD - BELMONT - 4-5 hours riding

 GITE DU CHAMP DU FEU

Your first morning's ride is the chance for the guides to introduce you to the horses and for you to ride out into the surrounding forest to test your level

and ease in the saddle. After any adjustments, you will continue your ride up to the site of Champ du Feu at an altitude of 1099 metres.

This ski station and the surrounding area is classed as a Natura 2000 site and is the culmination point of the Bas-Rhin. The region is known for it's lush peat bogs, mountainous grass and scrublands

In the afternoon, you will ride out towards the small village of Hohwald. Along the way, you will pass the Hohwald falls, the most beautiful waterfall in Alsace. In the evening, you will enjoy Alsatian cuisine and spend the night in a gite at the equestrian centre.

Day 3 — 3: BELMONT - LA ROTHLACH - BELMONT - 5 hours riding

 GITE DU CHAMP DU FEU

After a hearty breakfast, you will start your second day by riding out toward Rothlach; this area is known as being the roaming ground for several herds of wild deer.

You will stop for your picnic lunch in the ruins of an ancient chateau, before riding the paths back to the equestrian centre. You will spend the night and have your evening meal in a comfortable gite.


Day 4 — 4: BELMONT - VERLORENE ECK - HEIDENKOPF - BELMONT - 5-6 hours riding

 GITE DU CHAMP DU FEU

After breakfast, you will ride to one of the stunning, oft-forgotten, beauties of the region, Verlorene Eck. Here, 30 menhir, majestic standing stones, form an arc whose presence and purpose is an unsolved mystery even to this day. You will stop amongst these intriguing stones for your picnic lunch.

In the afternoon, you will ride up to Heidenkopf, a Vosges summit with an altitude of 787 metres. From the tower built on the peak, a spectacular view will open up beneath you across the Vosges Massif and Alsace plains. You will spend the night in a gite.

Day 5 — 5: BELMONT - NATZWILLER - PFRIEMENKOPF - BELMONT - 5-6 hours riding

 GITE DU CHAMP DU FEU

Your morning ride will take you along trails to the Serva waterfalls, from where you will ride down the mountain side to the village of Natzwiller. You will ride out along flower-lined paths offering breathtaking views of the valley floor. You will have your picnic lunch on the small hill at Pfriemenkopf before heading back out in the saddle towards the equestrian centre. The routes leading back are perfect for some fantastic gallops.

You will enjoy more local French cuisine for your evening meal and you will spend the night in a comfortable gite.

Day 6 — 6: SAINT PIERRE - BELMONT - 5-6 hours riding

 GITE DU CHAMP DU FEU

For the last ride of your holiday, you will ride to the plateaus of high and low Lachamp. These vast plains allow for lengthy gallops through a landscape dotted with small traditional villages; after which, you will reach the foot of Perheux where you will stop for your lunch.

In the afternoon, you will start the climb up Mont St Jean. After a good gallop , you will arrive at the summit and benefit from a stunning 360° view across the Alsatian mountains. You will then make your way down the hillside back to the equestrian centre for your final French dinner before heading to your gite for the night.

Day 7 — 7: RETURN TO THE UK

After a hearty breakfast, it will be time to say goodbye to the horses and your guides as you start your journey back to the UK.

Transfers are possible from either the airport or train station in Strasbourg or Colmar, or the train station in Selestat, Fouday or St Blaise de Roche - these transfers are at an extra charge and are payable locally. For more information see Price Details.

DATES & PRICES			
DEPARTURE	RETURN	PRICE WITHOUT FLIGHTS	STATUS
27/04/2025	03/05/2025	£1,168	Open

04/05/2025	10/05/2025	£1,168	Open
11/05/2025	17/05/2025	£1,168	Open
18/05/2025	24/05/2025	£1,168	Guaranteed departure
25/05/2025	31/05/2025	£1,168	Open
01/06/2025	07/06/2025	£1,168	Open
08/06/2025	14/06/2025	£1,168	Guaranteed departure
15/06/2025	21/06/2025	£1,168	Guaranteed departure
22/06/2025	28/06/2025	£1,168	Open
29/06/2025	05/07/2025	£1,168	Open
06/07/2025	12/07/2025	£1,168	Open
13/07/2025	19/07/2025	£1,168	Guaranteed departure
20/07/2025	26/07/2025	£1,168	Guaranteed departure
27/07/2025	02/08/2025	£1,168	Open
03/08/2025	09/08/2025	£1,168	Guaranteed departure
10/08/2025	16/08/2025	£1,168	Open
17/08/2025	23/08/2025	£1,168	Open
24/08/2025	30/08/2025	£1,168	Open
31/08/2025	06/09/2025	£1,168	Open
07/09/2025	13/09/2025	£1,168	Open
14/09/2025	20/09/2025	£1,168	Open
21/09/2025	27/09/2025	£1,168	Open
28/09/2025	04/10/2025	£1,168	Open
05/10/2025	11/10/2025	£1,168	Open
12/10/2025	18/10/2025	£1,168	Open
19/10/2025	25/10/2025	£1,168	Open

## Price details

---

- Flights to your destination are not included, but can be booked on request - please contact us for rates.

- Rates are per person, based on two riders sharing a twin or double room.

- Groups are made up of 3 to 10 riders (except July and August, minimum 4 riders).

- This trip caters for 2 separate groups - beginners and experienced riders (with an adapted route suitable for beginners). Both groups stay in the same accommodation.

- If you sign up to the ride as a solo rider and there are no other riders likely to share your room, you will be charged a single room supplement.

Room with a private bathroom: €330/£280/\$370, or €350/£300/\$390 in 2025

Room with a shared bathroom: €120/£105/\$140, or €175/£150/\$200 in 2025

- Transfers to/from the equestrian centre are not included but can be arranged for an additional cost - shared between the number of riders (rates are per car, each way, paid locally):

Strasbourg or Colmar airport/train station - €110

Sélestat train station - €60

Fouday train station - €20

Transfers are generally organised around 6:00pm. The transfer on the way back is for trains/flights after 12:00 noon.

- Non-riders are welcome on a full-board or half-board basis - please ask us for rates.

- Children from the age of 7 are welcome on this ride as long as they are accompanied by a parent and meet the riding level requirements for the trip. For children under 12 years old there is a discounted rate.

Please Note

The itinerary may be modified at anytime for security reasons, meteorological or events beyond our control such as blocked roads, rivers in flood, drought, strikes and local holidays. Equus Journeys, our local partners and their local guides will always strive to find the best solution and will alter the itinerary as needed.

The names of the hotels and accommodation are given for information only and depending on availability, they may be modified without notice and replaced by another of a similar standard.

## Price includes

---

### SUPPORT TEAM

---

1 English-speaking guide

### LOGISTICS

---

1 horse equipped with saddle and bridle per rider

### ACCOMMODATION

---

6 nights in a gite on the equestrian centre grounds

### MEALS

---

Full board from dinner on day 1 to breakfast on the final day (day 7)

Drinks are included with your meals (water, wine, and soft drinks)

## Price doesn't include

---

### ACCOMMODATION

---

Single room supplement

### TRANSPORT

---

Transfers to and from the airport or train station - see price details for more information

International flights

### EXTRAS

---

Tips to the local team

Entry fees for parks, museums and other sites

### INSURANCE

---

Cancellation and travel insurance are not included in the above listed price. Please note that insurance is mandatory. We recommend taking out an insurance policy as soon as your trip is booked to cover you in case of cancellation

## EQUESTRIAN INFO

## Horses

---

The stables are home to a wide range of breeds:

- Icelandic horses, ideal for beginners wishing to start learning to ride.

- Fjord horses that are ideal trekking and trail-riding horses, both calm and sure footed.

- Irish cobs, known to excel as cart and carriage horses but are equally well suited as trail-riding horses

- Pure-blood English horses, great for riding outdoors and known for being calm yet reactive. Mounts ideal for experienced riders who enjoy athletic treks.

- Pure-blood Arabs, highly regarded for their prowess in endurance competitions they also make wonderful trail-riding mounts for experienced riders

- Pure-blood Spanish horses, skilled in dressage with their majestic pacing, they are also enjoyable trail-riding horses for experienced riders

Each rider will be paired with the horse that is best suited to their riding level.

If you weigh over 90kg/ 14st/ 198lbs and wish to ride, please contact us before booking.

## Guide & local team

---

Throughout your trip, you will be guided by either Marco, Jessica, Luc or Lucie - all qualified horse-riding tourism guides. They speak French, English and German and know the area and its trails like the back of their hand!

## Minimum riding ability

---

### MINIMUM RIDING ABILITY

---

For the experienced riders group, you need to have mastered all 3 paces (walking, rising trot and galloping in a forward seat) across uneven terrain.

In the beginners group, riders should have little to no experience in the saddle.

If you weigh over 90kg/ 14st/ 198lbs and wish to ride, please contact us before booking.

### PACE

---

The base pace of the ride is a walking pace interspersed with trots and gallops. This region's terrain is well suited to long gallops.

### TACKING ABILITY AND PARTICIPATION

---

You will be asked to participate in the tacking, untacking and feeding of the horses. You will also be responsible for signalling any injuries or issues with your horse to your guide and then aiding in any necessary treatment.

### TRIP CONDITIONS AND REQUESTED EXPERIENCE

---

This trip is suitable for riders of all levels. There are 2 groups: beginners and experienced riders with 1 guide per group. Certain weeks are only open to experienced riders, and certain weeks are reserved for novice riders, so please contact us before booking.

The route taken is modified to suit the abilities of the riders in the beginners group and the horses are selected with great care to cater to each rider's specific needs.

For the experienced rider route, you need to be in good physical condition and be able to ride for several days in a row without tiring.

There is a maximum rider weight of 90kg/ 14st/ 198 lbs. If you weigh more than this and wish to ride, please contact us so we can arrange a suitable mount.

Helmets are MANDATORY.

### EQUESTRIAN EQUIPMENT

---

English tack.

Saddle bags are provided.

Helmets are mandatory and the team has a few available locally. We recommend our riders to wear a helmet to the correct standard and you should bring your own to ensure a proper fit.

## TRAVEL INFO

### COMFORT

---

You will stay in flat-style gites (5 flats of 4 to 10 people) or in the gites on the grounds of the equestrian centre (3 rooms). If you are travelling on your own and do not wish to pay the single room supplement, you will share a room with other riders from your group.

## MEALS

The trip is full board. Your lunches will be cold and usually had in picnic form. In the evening, you will enjoy the local Alsatian cuisine. Wine and other drinks are included in the price.

## CLIMATE

Alsace has a continental climate with cold and dry winters and hot, often stormy, summers. The months in-between - from April to May and September to October - are usually warm and agreeable.

Spring in Alsace gives you the opportunity to make the most of the lengthening days and discover a beautiful countryside coming out of hibernation. In the autumn, the region is coloured by the vibrant hues of the growing vineyards. Summers in the region can be very hot and are the best season to take refreshing dips in the tranquil lakes and the ride through Vosges.

From the beginning of November, the cooler temperature and fogs that roll out across the countryside create an enjoyable atmosphere to ride through. Mid and late winter can be harsh with frequent frosts.

## TIPS

In France, it is customary to tip - usually this is by rounding up the price. You may wish to leave a tip with the guide who can split it amongst all members of the team - this is not obligatory and is entirely at your discretion.

## PACKING LIST

### Head

- A riding helmet is compulsory and we recommend that you take your own to ensure a correct fit. Helmet makers (GPA, HKM, LAS Helmets, Lamicell, Troxel, Equithème) now offer horse-riding helmets that are ventilated, strong, light and comfortable.
- Sunhat for when not riding
- Sunglasses - with a cord attached so they don't fly off when riding
- Buff or bandana for protecting your neck and face from the sun, wind or rain
- Warm hat for cold evenings/days

### Upper body

- Thermals in case of cold weather
- Long sleeved shirts provide protection from the sun or extra warmth
- T-shirts
- Lightweight fleece or jumper
- Waterproof jacket (made from Goretex or equivalent) and/ or (depending on the season) a waterproof vest that covers you thighs. No ponchos!!

### Legs

- 2 pairs of lightweight, comfortable riding trousers or jodhpurs - we recommend riding in them at home before taking them on holiday to ensure they don't rub
- Waterproof over trousers (made from Goretex or equivalent), especially if you don't have a long waterproof coat
- Casual clothes for the evenings (jeans or walking trousers)
- Non-irritant cotton or synthetic underwear

### Hands and Feet

- Comfortable riding boots. We recommend short boots with half chaps but you may wish to take long chaps. We don't recommend taking your favourite long leather boots in case they get damaged
- Lightweight shoes or trainers for the evenings
- Several pairs of warm socks
- Gloves - your hands are particularly exposed to the sun, wind or rain whilst riding

### Other useful items

- Water bottle (1.5 litres or 2 equivalent)
- Headtorch or small torch for moving around at night - bring spare batteries and bulbs
- Toiletries
- Protein or cereal bars for the longer stretches of riding
- Toilet paper and a lighter to burn it after use
- Swiss army knife or equivalent (in checking-in luggage!!)
- Small plastic bags for your rubbish
- Ear plugs (may be useful)
- Camera and high capacity memory card. Spare battery
- A pair of binoculars

### Medical kit

Make sure any allergies (to medication or otherwise) and clearly stated in your medical kit

- Any medication you regularly take
- Painkillers
- Imodium or similar anti-diarrhea medication
- Vitamin C tablets
- Sunscreen and lip balm - should be high factor
- Insect repellent
- Eye drops
- Hydrating/ soothing cream
- Plasters
- Blister plasters in case of any rubs
- Antiseptic cream, plasters, aspirin, anti-histamine, insect-bite salve etc..
- 10cm wide bandage
- Spare prescription glasses/contact lenses
- Re-hydration sachets
- Antiseptic wipes
- Handwash gel

#### Our Recommendations

- Backpacks cannot be worn whilst riding. We recommend a small bum bag or a coat with pockets so that you can carry small items with you during the day (camera, sunscreen, lip balm etc)
- A soothing cream may be useful to treat areas irritated by long hours in the saddle
- We recommend travelling in your riding boots and carrying your hat and some riding clothes in your hand luggage - then if your luggage goes astray you are still able to ride!
- In your hand luggage: Any liquids, such as shampoo, moisturiser, deodorant over 100 ml and all bottles can be decanted into small, clear, plastic Ziplock bags. We recommend biodegradable washing products where possible.
- We recommend taking a copy of your passport and insurance documents with you in case you lose your originals
- In your hand luggage carry any valuables, such as your camera, ipod, ipad etc.

## SUSTAINABLE TOURISM

1. **Travel light.** It's a little known fact, but the lighter you pack, the better for the environment as heavy bags will produce higher emissions (when flying a plane or driving a car!).
2. **Reduce plastic waste.** Take your favorite reusable bottle with you. Avoid single-use bags, cups, or straws.
3. **Preserve nature.** Always take your rubbish with you during the ride and recycle them. Leave all the flowers or plants as you found them, and never get too close when observing wildlife. Make sure to use eco-friendly products such as body wash or laundry detergent (if camping) to protect both your skin and the environment.
4. **Choose your experiences carefully.** Respect animal life by not participating in any activities that abuse wild animals (shows, elephant rides, etc.).
5. **Support local populations.** Buy local handicrafts, be respectful of customs, and learn about the culture of local communities.
6. **Share!** Raise awareness among your family and friends about sustainable tourism.

For more information please [see this page](#) .