



Equus Journeys

HORSEBACK TRAVEL & EQUESTRIAN TRADITIONS SINCE 1972

+44 (0) 1905 388977

info@equus-journeys.com

Last updated 19/04/2025

Silver Spur Horse Drive

UNITED STATES

If you are looking for a fast paced cowboy adventure then this **Horse Drive** is the **ranching holiday** for you. Ride across miles of open country, over hills and across the vast prairies of Idaho, driving between 30 to 50 horses between pastures. You stay in tents along the way: with no electricity at camp, the accommodation is very simple but comfortable. Roll up your sleeves, take a step back in time and discover the **wrangler way of life!** This **riding holiday** is best suited to competent riders with a love for the outdoors, a good sense of adventure, and a reasonable level of fitness!

Horse Drive	 8 days/ 4 days riding	 From £5,798	   
-------------	---	---	---



ITINERARY

Highlights


- Round up and drive horses in miles of open country across all kinds of terrain
- Ride in an area with abundant wildlife including elk, bald headed eagles, coyotes and ground hogs
- Become a wrangler for the duration!
- Awake to the smell of fresh coffee brewing over the fire and sizzling hot cakes on the griddle
- A fast paced cowboy adventure filled with hard working fun
- There are many awesome gallops but also steep hills to navigate

Day 1 — 1 : HOME - ARRIVE IN IDAHO FALLS

Flying into Idaho Falls from Europe: we recommend arriving a night early so you can recover from the jetlag. You will have a chance to relax and sleep off any jetlag you may have before you head to the ranch the following day.

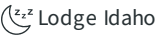
Please note that this night is not included, although very recommended: we will be happy to provide a detailed quotation on request.

Day 2 — 2 : IDAHO FALLS - SILVER SPUR RANCH

 Camp Idaho


This morning will be at your leisure to explore Idaho Falls. You will be picked up from your hotel in Idaho Falls at c.15:30 and transferred the 75 miles to the ranch (the journey will take 1 hr 15 and is payable locally - please see "dates and prices"). Arrive at the ranch Sunday evening around 16:30 for a welcome dinner. You will be introduced to the Tomlinsons, the Silver Spur Ranch family, the crew and the other guests. This evening you will stay in a cabin or bunk room at the ranch. The family owns about 1,000 cattle and they are spread across some 48,000 hectares as well as breeding a number of horses every year.

Day 3 — 3 : WARM CREEK - 5-6 hours riding




Meet your mount, riding instructions, spend the day riding through mountainous terrain (making sure every rider is confident at a walk, trot, and lope). They want you to trust your horse completely before leaving the horse drive. Spend the night at the ranch.

Day 4 — 4 : HORSE DRIVE - 6-7 hours riding



This morning pack your bedrolls (and clothing for the next two days) in the chuck wagon, round up and saddle the horses and then load them in the horse trailer and head for Middle Creek. You will round-up and drive horses through desert canyon country ending the day at Warm Springs. Riding over the ridge with your herd of horses you will spot the chuck wagon and camp ahead. The natural warm springs here are the perfect spot to take a nice relaxing bath. Enjoy a hot delicious meal, before retiring for the evening to a nice tent or sleep under the stars.

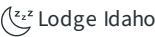
Day 5 — 5 : HORSE DRIVE - 6-7 hours riding



Today you will awake to the smell of coffee brewing over the fire and hot cakes on the griddle. Help break down the camp before catching the horses and getting on your way.

Your cowboy will take you on a beautiful ride to the mountainside, through pine forests, canyons, meadows. Keeping the herd of horses together is sometimes a challenge! You will corral the horses and set up camp at Weber Creek campsite.

Day 6 — 6 : HORSE DRIVE - 6-7 hours riding



After breakfast, breakdown the camp, gather and saddle the horses. Round up the horses and get them heading in the right direction through some of the most beautiful country you can imagine. Arrive back to the ranch in the late afternoon there will be a little relaxation time and a hot shower. Depending on the time Lynn will sort out one of the colts and work with him for a short time, explaining the techniques used. A farewell dinner with lots of stories and songs before a good nights rest in your cabin.

At the Silver Spur they will do all they can to make your vacation one to remember, so if there is something that you want to do, that you think they may have missed, be sure to let them know and if its possible they will do it.

Day 7 — 7 : WARM CREEK - IDAHO FALLS - DEPARTURE

After breakfast, transfer to Idaho Falls (1hr 15 drive - arrival c. 11h00) back to the airport for your return flight or extend your stay at the ranch. If you need to book an earlier flight, private transfers can be arranged - please contact us before making any arrangements.

We recommend you take advantage of being in the United States to explore further; Yellowstone National Park, Grand Teton National Park, Wyoming or Montana to ride... We can help you extend your holiday whether it is car reservations, motels or outdoor activities.

Day 8 — 8 : ARRIVE HOME

Flight will arrive home today.

DATES & PRICES			
DEPARTURE	RETURN	PRICE WITHOUT FLIGHTS	STATUS
18/05/2025	25/05/2025	£5,798	Guaranteed departure
25/05/2025	01/06/2025	£5,798	Full
01/06/2025	08/06/2025	£5,798	Full
08/06/2025	15/06/2025	£5,798	Full

15/06/2025	22/06/2025	£5,798	Guaranteed departure
22/06/2025	29/06/2025	£5,798	Full
29/06/2025	06/07/2025	£5,798	Full
06/07/2025	13/07/2025	£5,798	Full
13/07/2025	20/07/2025	£5,798	Full
27/07/2025	03/08/2025	£5,798	Full
03/08/2025	10/08/2025	£5,798	Full
10/08/2025	17/08/2025	£5,798	Full
17/08/2025	24/08/2025	£5,798	Guaranteed departure
24/08/2025	31/08/2025	£5,798	Guaranteed departure
31/08/2025	07/09/2025	£5,798	Full
07/09/2025	14/09/2025	£5,798	Guaranteed departure
14/09/2025	21/09/2025	£5,798	Full

Price details

- International flights are not included.

- The first night in Idaho Falls is not included in the price. We can help with those arrangements, please contact us.

- The group is composed of a minimum of 4 riders and a maximum of 14 riders

- The Idaho Falls - Warm Creek transfer (return) is \$100 per person payable locally

For transfers outside of the set pickups - between 15:30 and 16:00 arrival Sunday and 12:30 departure - there will be an additional \$75 for the transfer
There are existing buses which run from Salt Lake City to Idaho Falls - tickets cost around \$50

- Gratuities are included

- An electronic travel authorisation (ESTA) is required to enter the USA. It is your responsibility to organise this. Please visit <https://esta.cbp.dhs.gov/> and contact us if you need help.

- Extension : If you wish to explore Yellowstone National Park it is possible to rent a car in Idaho Falls. The National Park is around 200km from Idaho Falls

Please Note

The itinerary may be modified at anytime for security reasons, meteorological or events beyond our control such as blocked roads, rivers in flood, drought, strikes and local holidays. Equus Journeys, our local partners and their local guides will always strive to find the best solution and will alter the itinerary as needed.

The names of the hotels and accommodation are given for information only and depending on availability, they may be modified without notice and replaced by another of a similar standard.

Price includes

SUPPORT TEAM

Your horse guide is owner of the ranch itself

LOGISTICS

1 horse equipped with saddle and bridle per rider

1 cook

1 vehicle and driver

ACCOMMODATION

Camp : 2-man tents equipped with camp bed
At the ranch : wooden bungalows for 2-3 people

MEALS

Full board from dinner on day 2 to breakfast on your final day (day 7)

ADDITIONAL EQUIPMENT

First aid kit

EXTRAS

Gratuities to the local team

Price doesn't include

MEALS

Beverages and personal extras
Free meals in Idaho Falls

TRANSPORTS

International flights bookable on request
Return transfers Idaho Falls-Warm creek.
Visa fees (ESTA) which must be arranged in advance

INSURANCE

Cancellation and travel insurances are not included. Please note that insurance is mandatory. We recommend to take out an insurance policy as soon as your travel is booked in case of cancellation.

Optional

ACCOMMODATION

Hotel accommodation on your first night in Idaho Falls

EXTRA

Extension to Yellowstone National Park

EQUESTRIAN INFO

Horses

A selection of good strong working horses, Mustangs, Quarter horses and Appaloosas. All are safe, quiet, energetic and very experienced. All are ridden in western saddles. If you are not experienced in western riding you will be shown how.

Guide & local team

The Tomlinson family will give you a warm welcome and help you to discover Idaho.

Minimum riding ability

MINIMUM RIDING ABILITY

You must be a strong and experienced rider as there will be fast riding and steep hills to navigate. Adults only (minimum 18 years).

PACE

There will be many long trots as this is the natural pace of the wild horses. There will also be occasions to gallop throughout the day.

TACKING ABILITY AND PARTICIPATION

Your participation in the care of the horses (feeding, grooming, tacking and untacking) and meal planning is welcomed. The team will take care of the chores (washing up, putting up tents, etc).

TRIP CONDITIONS AND REQUESTED EXPERIENCE

You will need to be riding fit and used to long hours in the saddle. You will ride for up to 35 km per day, between 6 and 7 hours in the saddle, sometimes more. The mountain terrain is rough (especially on day 6). It is essential to approach this trip with an open mind and be prepared for the outdoor life (you have to accept that it will be basic accommodation and a very communal lifestyle).

EQUESTRIAN EQUIPMENT

You will be riding in a western saddle and using western riding techniques.

Your bedding at the ranch, tents, sleeping pads, sleeping bags and pillows will be provided.

We recommend our riders to wear a helmet to the correct standard and you should bring your own to ensure a proper fit.

TRAVEL INFO

COMFORT

You are joining a family of cowboys who live their lives in harmony with nature.

Before the drive you stay in cabins with running water, where beds are made up for you. There is a solar-powered hot water shower and a washbasin (both within an outdoor wooden block).

During the horse drive the accommodation is in comfortable tents with foam mattresses or you can sleep under the stars. Sleeping bags are provided. Foam mattresses are provided, but you may want to pack your inflatable mattress for comfort sake. There is a toilet tent at each camp. You can bathe in the hot springs and rivers along the route. An authentic chuck wagon will accompany you along the route.

If you come by yourself we will most-likely pair you with somebody of your same gender to share your accommodations. Each cabin and tent (while on the trail) will have individual twin beds) If you are completely uncomfortable sharing your accommodation please let us know before hand and we will see what we can do.

No WiFi and limited phone coverage.

MEALS

Expect hearty breakfasts with savoury and sweet choices.

During the trail, lunches will be picnics and in the evening you will have a hot meal of meat, potatoes, vegetables and salad.

Drinking water and soft drinks are provided. Alcohol is not provided.

CLIMATE

There is a continental climate in the mountains, you will be between 2000m and 3300m so it may be hot but the temperature cools down at night. There is little chance of rain but you must always be prepared for this eventuality.

In May, June and September temperatures range from 4 ° C at night to 26 ° C in the day. It can get hot but the temperature cools in the evenings or when it is cloudy. There is a slight chance of snow early in October.

In July and August temperatures range between 12 and 30 ° C with lots of sunshine during the day but cooler at night because of the altitude.

TIPS

Tipping is expected in all restaurants (except on some snack meals and in self-service restaurants). It is customary to leave 10-12% of the bill as a tip. Some places you visit automatically add in a tip. It is also correct to tip taxi drivers and extra couple of dollars.

Gratuities at the ranch are included in the cost of your package.

PACKING LIST

Head

- Equus Journeys strongly recommend that you wear a riding helmet and that you take your own to ensure a correct fit. There are many lightweight options available nowadays
- Sunhat for when not riding
- Sunglasses - with a cord attached so they don't fly off when riding
- Buff or bandana
- Warm hat for cold nights when camping

Upper body

- Thermals (long or short sleeved)
- Long sleeved shirts provide protection from the sun and are an extra layer
- T-shirts
- Lightweight fleece or jumper
- Warm fleece or jumper (and a spare in case one gets wet)
- Warm and waterproof jacket - it can rain at any time of year and the evenings can be particularly cold
- Swimming costume - for swimming/bathing in rivers/hot springs (+ extra swimming towel)

Legs

- Lightweight, comfortable riding trousers or jodhpurs - we recommend riding in them at home before taking them on holiday to ensure they don't rub
- Thermals
- Casual trousers for the evenings, such as jeans or tracksuit bottoms
- Waterproof over trousers

Hands and Feet

- Comfortable riding boots. We recommend short boots with half chaps but you may wish to take long chaps as an extra layer against inclement weather. We don't recommend taking your favourite long leather boots in case they get damaged
- Waterproof shoes/boots can be useful for abundant dew in the mornings or when it rains
- Trainers or equivalent light shoes for moving around the camp in the evenings
- Several pairs of warm, thick socks
- Gloves - your hands are particularly exposed to the sun, cold or rain whilst riding. Waterproof gloves can be particularly useful

Nightwear

- Pyjamas or tracksuits or thermals for sleeping in

Other useful items

- Towels - camping ones will both dry and pack more easily
- Small backpack for accessing items required during the day (carried by support crew)
- Camera and high capacity memory card. Spare battery or solar charger.
- Bumbag for carrying your camera and small items whilst riding
- Headtorch or small torch for moving around camp at night - bring spare batteries/solar powered battery charger and bulbs
- Water bottle (2 litres or 2 x 1 litre)
- Swiss army knife
- Field glasses
- Wet Wipes or equivalent (for when washing facilities aren't available)
- Toilet paper and a lighter to burn it with
- Small plastic bags for rubbish
- Ear plugs (for light sleepers)

In your hold luggage

- Any liquids, such as shampoo, moisturiser, deodorant unless they are less than 100ml and all bottles can fit in a small, clear, plastic ziplock bag. We recommend biodegradable washing products where possible.
- Swiss army knife (or equivalent)

In your hand luggage

- Any valuables, such as your camera, ipod, ipad etc.
- Travelling in your riding boots and carrying your hat and some riding clothes is highly recommended - then if your luggage goes astray you are still able to ride!

Medical kit

- Any medication you regularly take

- Sunscreen and lip balm - should be high factor
- Insect repellent, preferably containing deet
- Blister plasters in case of any rubs
- Antiseptic cream, plasters, aspirin, anti-histamine, insect-bite salve etc...
- Spare prescription glasses/contact lenses
- Eye drops
- Imodium or similar anti-diarrhoea medication
- Re-hydration sachets
- Water purification tablets
- Antiseptic wipes
- Handwash gel

Our Recommendations

- Pack a soft sided bag rather than a hard-sided suitcase.
- Backpacks cannot be worn whilst riding. We recommend a small bum bag or a coat with pockets so that you can carry small items with you during the day (passport, camera, sunscreen, lipbalm etc)
- We recommend travelling in your riding boots and carrying your hat and some riding clothes in your hand luggage - then if your luggage goes astray you are still able to ride!
- Sleeping bags are provided. Even if foam mattresses are provided, you may pack your inflatable mattress for comfort sake.
- We recommend taking a copy of your passport and insurance documents with you in case you lose your originals
- If you prefer travelling in a "light way" please choose a biodegradable soap or washing powder/liquid.
- Please take your used batteries, aerosols etc back home and dispose of them appropriately. Try to leave excess packaging material at home before travelling.

SUSTAINABLE TOURISM

1. **Travel light.** It's a little known fact, but the lighter you pack, the better for the environment as heavy bags will produce higher emissions (when flying a plane or driving a car!).
2. **Reduce plastic waste.** Take your favorite reusable bottle with you. Avoid single-use bags, cups, or straws.
3. **Preserve nature.** Always take your rubbish with you during the ride and recycle them. Leave all the flowers or plants as you found them, and never get too close when observing wildlife. Make sure to use eco-friendly products such as body wash or laundry detergent (if camping) to protect both your skin and the environment.
4. **Choose your experiences carefully.** Respect animal life by not participating in any activities that abuse wild animals (shows, elephant rides, etc.).
5. **Support local populations.** Buy local handicrafts, be respectful of customs, and learn about the culture of local communities.
6. **Share!** Raise awareness among your family and friends about sustainable tourism.

For more information please [see this page](#).