



Equus Journeys

HORSEBACK TRAVEL & EQUESTRIAN TRADITIONS SINCE 1972

+44 (0) 1905 388977

info@equus-journeys.com

Last updated 29/04/2025

Burgundy's Black Mountain Trail

BURGUNDY

This exhilarating **riding trail** includes long and frequent canters, steep downhill descents and lake crossings. A region rich in history, this holiday is for competent riders who love adventure, speed and good food. The diverse landscapes and miles of country roads are perfectly suited for fast riding. With long riding days, between 30 and 40 km every day, this is a **demanding ride** for experienced riders looking for an exhilarating equestrian adventure!


Trail Riding	 9 days / 7 days riding	 From £1,597	
--------------	--	---	---



A sportive trail ride in Burgundy, France



This is a fast trail riding holiday, for experienced riders



Discover Burgundy (France) in the saddle

ITINERARY

Highlights

- Ride home bred, confident, endurance horses
- Typical regional accommodation and local hearty and tasty meals
- Historical sites : Quarré Graves, Vézelay, Corbigny, Chateau- Chinon, in light Saint Beuvray Vauban
- Morvan is a regional park in the centre of Burgundy that will astonish you with its diverse landscapes and miles of country roads perfectly suited for riding
- Adventure, speed, strong emotions and good food will make this an unforgettable trip

Day 1 — 1: EUROPE - DIJON - SOMMANT

We recommend flying to Dijon (or Paris, Lyon), or take a train to Creusot or Autun.

The equestrian centre team can pick you up at the train/bus station in Autun at 18:00 (no charge) or train station TGV in Creusot (40 euros each way per vehicle , payable locally). Or you may wish to hire a car at Dijon airport and make your own way to the equestrian centre.

Settle in at the centre before attending a presentation on the breeding of Arabian horses and see the facilities needed to train for endurance. You will meet with your horse and be briefed on the riding style and your itinerary for the week ahead. Dinner with your guides and the other riders.

Day 2 — 2: SOMMANT - ANOST FOREST - 6 hours

For this first day of your riding holiday, you will explore the north-eastern part of the park, passing through hedged farmland and the Anost forest, with some good canters to be had. This is a particularly remote area, with few other people to be seen until you reach your accommodation for the night! Your day ends in the small village of Moux en Morvan, on the edge of a small lake where you can go for a swim. Overnight stay at the Hôtel Beau Site in Moux en Morvan (40 km riding)

Day 3 — 3: SAUT DU GOULOUX - BRASSY - 6 hours

Today, you will begin the morning with a ride through hedged farmland, forests, and the Saut du Gouloux, a small waterfall in the Morvan. The morning will end with a long gallop on the Breuil tracks, and have lunch by the river where you can cool off. There's still a long way to go before you reach the lively little village of Brassy, where you'll spend the night at the Hôtel du Nord. 40 km stage.


Day 4 — 4: BRASSY - VEZELAY - 7 hours

This morning, we're back in the saddle for a ride of almost 50 km to Vézelay, the goal of today's ride. Vézelay is still a mythical town, the starting point for pilgrims on their way to Santiago de Compostela. Donations from pilgrims enabled the construction of the Basilica of Saint Madeleine. It was also here that Bernard de Clervaux preached the Second Crusade. But after such a busy day, you'll have no trouble falling asleep, saving a visit to Vézelay for the following morning.

Day 5 — 5: VEZELAY - AUBUES - 4 hours


A quieter day, but a fast one nonetheless! The early part of the morning will be devoted to a quick tour of Vézelay. You'll then meet up with the horses for a beautiful morning ride, passing the site of Pierre Perthus and its two bridges. You will have lunch at the foot of the Château de Bazoche, the former property of Maréchal de Vauban, which you'll have the chance to visit! After this very historic morning, you will take some beautiful paths to reach the Aubues gîte, a magnificent estate set in the middle of nature. 32 km stage.

Day 6 — 6: LAC DE PANNECIERE - CHATEAU CHINON - 6 hours

 Hôtel du Parc

After breakfast, you set out to Lac de Pannecière. Here, where riders can enjoy a swim (weather permitting), before heading on to Château Chinon, where you will stop overnight. A 42 km stage. Overnight at the Hôtel du Parc.

Day 7 — 7: CHATEAU CHINON - SAINT LEGER SOUS BEUVRAY - 6 hours

 Hôtel du Morvan

This challenging stage will take you through the magical forests of Haut Folin, before you set off for Bibracte! The climb to Mont Beuvray, at an altitude of 800m, will be the high point of the ride. Take time to visit the archaeological site before setting off again for your destination. Dinner and overnight in Saint Léger sous Beuvray, at the Hôtel du Morvan, a charming little country hotel! 40 km riding.

Day 8 — 8: SAINT LEGER SOUS BEUVRAY - SOMMANT EN MORVAN - 5 hours

Today, at a more leisurely pace, our route will take us along forest and mountain tracks, through beautiful, unspoilt countryside. The trails of the Sommant international race will take us to the stables where this "Tour du Morvan" will finish. If you wish, you can visit your hosts' Arabian horse farm, with its stallions, broodmares, and foals. Dinner at the riding centre and overnight stay at the Domaine in guest rooms or at the Château de Vareilles. 30 km stage.

Day 9 — 9: SOMMANT - DIJON - EUROPE

After breakfast you will be transferred to the bus or train station in Autun (no charge) or Creusot (see dates and prices). Or make your own way to Dijon for a flight back.

DATES & PRICES			
DEPARTURE	RETURN	PRICE WITHOUT FLIGHTS	STATUS
28/06/2025	06/07/2025	£1,597	Full
06/09/2025	14/09/2025	£1,597	Open

Price details

- Flights or trains to your destination (international/domestic) are not included, but can be booked on request - please contact us for rates.
- Rates are per person, based on two riders sharing a twin or double room during the ride.
- Groups are composed of a minimum of 4 riders and a maximum of 12 international riders, plus guides.
- Transfers from Autun train station are included. Transfer from Le Creusot train station is €40 (approx £35) each way per vehicle, payable locally.
- There is no single supplement if you are willing to share a room with another guest of the same sex. To guarantee your own room there is a single supplement of £340/€400/\$435, payable locally but booked in advance. Please note single rooms are only available 7 nights out of the 8 nights on this trail.
- Accompanied minors are welcome from 16 yo, provided they match the riding requirements.

IMPORTANT: Riders over 95 kg /210 lbs / 15 st must contact us before booking

Please Note

The itinerary may be modified at anytime for security reasons, meteorological or events beyond our control such as blocked roads, rivers in flood, drought, strikes and local holidays. Equus Journeys, our local partners and their local guides will always strive to find the best solution and will alter the itinerary as needed.

The names of the hotels and accommodation are given for information only and depending on availability, they may be modified without notice and replaced by another of a similar standard.

Price includes

SUPPORT TEAM

1 English speaking horse guide

LOGISTICS

1 horse equipped with saddle and bridle per rider

1 vehicle and driver

INLAND TRANSPORT

Transfers from Autun train station

ACCOMMODATION

Double/twin room

MEALS

Full board from dinner on day 1 to breakfast on the final day

Price doesn't include

MEALS

Beverages and personal extras

TRANSPORT

International flights/trains

Transfers to/from le Creusot train station. To be paid locally - see dates and prices

EXTRAS

Tips to the local team

INSURANCE

Cancellation and travel insurance are not included. Please note that insurance is mandatory. We recommend taking out an insurance policy as soon as your trip is booked in case of cancellation.

Optional

ACCOMMODATION

Single room supplement (see dates and prices)

EQUESTRIAN INFO

Horses

The horses are from the first stud to breed endurance horses in France! They are mostly pure bred Arabs and there are 4 Arabian stallions. They are forward going, quiet and safe and have been selected and trained especially for endurance.

Guide & local team

All of the guides are qualified equestrian guides and experienced in the outdoors. Jean, Amélie, Nathalie, Simon and Thierry all know the area and their horses like the back of their hand. The level of English can vary from one guide to another but they will do their best to ensure you have a great time!

Minimum riding ability

MINIMUM RIDING ABILITY

You should be a confident rider, capable of handling a forward going horse across varied terrain. You must be secure in the saddle at speed and be comfortable riding for long hours.

IMPORTANT: Riders over 95 kg / 210 lbs / 15 st must contact us before registering.

PACE

The pace includes walk, trot and canters. Some of the trots and canters will be for long periods of time and you cover up to 50km each day. The terrain is sometimes difficult with steep descents and through water.

TACKING ABILITY AND PARTICIPATION

Everyone is required to groom, saddle and unsaddle their horses.

You can also participate in feeding and watering the horses.

TRIP CONDITIONS AND REQUESTED EXPERIENCE

You must be in good physical condition and be an experienced rider as this is a very strenuous ride. You must be able to trot and canter for a long time and be confident downhill.

Each day in the saddle covers about 40-50 km with long trots and long canters (up to 10+ min).

A backup vehicle follows the trail and meets the group at lunchtime and in the evenings. This is especially useful if one of the riders needs a break in the afternoon - you will be able to follow the ride in the vehicle.

EQUESTRIAN EQUIPMENT

A riding helmet is mandatory and you will not be able to ride without one. We recommend our riders to wear a helmet to the correct standard and you should bring your own to ensure a proper fit.

Saddle bags are provided for carrying small items such as sunscreen.

TRAVEL INFO

COMFORT

Stay in small hotels along the route (2** standard). One night in a French castle at Castle Lantilly, a beautiful chateau from the thirteenth century. All will give you a cozy bed and a shower.

MEALS

Lunches are prepared by your hosts and served on a table whilst on the trail. They can be either hot or cold.

Breakfasts and Dinners are taken at the various hotels along the trail.

CLIMATE

The climate is oceanic with a semi-continental trend. This means that there is the possibility of rain all year round, although there is less in summer. Temperatures are higher here than in other regions of France and it is this that allows for the cultivation of the famous Burgundy vines. If it is 15c in Paris then it is likely to be 18c in Burgundy.

TIPS

In France it is customary to tip - usually this is by rounding up the price when you are satisfied with the service in a restaurant. You may wish to leave a tip with the guide who can split it amongst all members of the team.

PACKING LIST

Head

- It is mandatory that you wear a riding helmet and you will not be able to ride without one. You should take your own to ensure a correct fit.
- Sunhat for when not riding
- Sunglasses - with a cord attached so they don't fly off when riding
- Buff or bandana for protecting your neck and face from the sun and dust

Upper body

- Thermals in case of cold weather
- Long sleeved shirts provide protection from the sun, which can be fierce at altitude
- T-shirts
- Lightweight fleece or jumper
- Warm polar fleece or equivalent (plus a spare in case one gets wet)
- Waterproof jacket - rain can be difficult to predict and it's better to be prepared. In the mountains the weather can change quickly

Legs

- Lightweight, comfortable riding trousers or jodhpurs - we recommend riding in them at home before taking them on holiday to ensure they don't rub
- Waterproof over trousers
- Casual clothes for the evenings (jeans or walking trousers)
- Thermals (can also be used as nightwear)

Hands and Feet

- Comfortable riding boots. We recommend short boots with half chaps but you may wish to take long chaps. We don't recommend taking your favourite long leather boots in case they get damaged
- Lightweight shoes or trainers for the evenings
- Several pairs of warm socks
- Gloves - your hands are particularly exposed to the sun, wind or rain whilst riding

Nightwear

- Pyjamas or tracksuits or thermals for sleeping in

Other useful items

- Swimsuit - for swimming/bathing in rivers
- Small backpack for accessing items required during the day (carried by support crew)
- Camera and high capacity memory card. Spare battery
- Bumbag for carrying your camera and small items whilst riding
- Headtorch or small torch for moving around at night - bring spare batteries and bulbs
- Water bottle (2 litres or 2 x 1 litre)
- Wet Wipes or equivalent (for when washing facilities aren't available)
- Ear plugs (for light sleepers)

In your luggage

- Any liquids, such as shampoo, moisturiser, deodorant unless they are less than 100ml and all bottles can fit in a small, clear, plastic ziplock bag.
- Swiss army knife or equivalent

In your hand luggage

- Any valuables, such as your camera, ipod, ipad etc.
- Your riding hat

Medical kit

- Sunscreen and lip balm - should be high factor
- Insect repellent
- Any medication you regularly take
- Blister plasters in case of any rubs
- Antiseptic cream, plasters, aspirin, anti-histamine, insect-bite salve etc...
- Spare prescription glasses/contact lenses
- Eye drops
- Imodium or similar anti-diarrhoea medication
- Re-hydration sachets
- Antiseptic wipes
- Handwash gel

General information

- We recommend taking any valuables, such as your camera, iPod, iPad, medicines and glasses etc. in your hand luggage. Travelling in your riding boots and carrying your hat and some riding clothes is highly recommended - then if your luggage goes astray you are still able to ride!
- We recommend taking a copy of your passport and insurance documents with you in case you lose your originals
- Backpacks are not permitted whilst riding. You can carry all your small belongings (lipstick, sunscreen, passport, mini camera, glasses, etc.) inside your jacket's pockets or in the saddlebags.

SUSTAINABLE TOURISM

1. **Travel light.** It's a little known fact, but the lighter you pack, the better for the environment as heavy bags will produce higher emissions (when flying a plane or driving a car!).
2. **Reduce plastic waste.** Take your favorite reusable bottle with you. Avoid single-use bags, cups, or straws.
3. **Preserve nature.** Always take your rubbish with you during the ride and recycle them. Leave all the flowers or plants as you found them, and never get too close when observing wildlife. Make sure to use eco-friendly products such as body wash or laundry detergent (if camping) to protect both your skin and the environment.
4. **Choose your experiences carefully.** Respect animal life by not participating in any activities that abuse wild animals (shows, elephant rides, etc.).
5. **Support local populations.** Buy local handicrafts, be respectful of customs, and learn about the culture of local communities.
6. **Share!** Raise awareness among your family and friends about sustainable tourism.

For more information please [see this page](#).