



Equus Journeys

HORSEBACK TRAVEL & EQUESTRIAN TRADITIONS SINCE 1972

+44 (0) 1905 388977

info@equus-journeys.com

Last updated 26/04/2025

Nagaur Fair & Thar desert

INDIA RAJASTHAN

A **horseback trail ride** through the heart of the Thar desert, in the west of Rajasthan, camping close to small villages along the way. **Visit the Nagaur Fair on a Marwari horseback**, one of the largest horse and camel fairs in India, which is little known to tourists. At the end of the ride, you'll visit Jodhpur.

| | | | |
|--------------|---|---|---|
| Trail Riding |  14 days / 7 days riding - |  From £0 |  |
|--------------|---|---|---|




ITINERARY

Highlights


- A fast paced ride through the spectacular landscapes of The Thar Desert.
- Ride a majestic, forward going and spirited Marwari horse.
- Visit The Nagaur Fair on horseback and see the enormous amount of camels, cattle and horses.
- Stay in a comfortable tented camp during the trail.
- Sightseeing in Jodhpur.
- Stay in palaces and strongholds with strong themes of The Arabian Nights.

Day 1 — 1 : EUROPE - DELHI

 Jaypee Vasant Continental

Fly from Europe to Delhi. You will be met at the airport and transferred to your hotel.

Day 2 — 2 : DELHI

 Jaypee Vasant Continental

A sightseeing guided tour of New Delhi is scheduled for this morning to see the Humayun tomb, Qutb Minar, Jantar Mantar and The Connaught Place (Delhi's shopping area). The tickets for these sites are not included. Lunch and the afternoon are free for you to discover the lively capital by yourself.

Day 3 — 3 : BIKANER

 Laxmi Niwas Palace

Take the morning flight to Bikaner you will be staying in the lovely Laxmi Niwas Palace on the outskirts of the city.

This imposing red sandstone palace was built by Maharaja Ganga Singh, in commemoration of his father Maharaja Lal Singh in the early 20th Century, it is the most beautiful building in the city. Sightseeing of Bikaner and a visit to a camel breeding farm. Bikaner is a royal walled city that dates back to 1486 AD. It was established by a Rathore prince, Bika and was named Bikaner after him. Bika was the eldest son of the founder of Jodhpur state - Rao Jodha. It was, however, a major trade centre as it stood on the ancient caravan route which linked Central Asia and North India with the Gujarat seaports. The Junagarh Fort is one of the best preserved Indian heritage Forts that stands today.


Sightseeing of Bikaner and a visit to the Camel breeding farm, before returning to the hotel for dinner.

Day 4 — 4 : BIKANER - GAJNER - 15 km riding

 Gajner Palace

After breakfast, drive to Gajner (c. 40 minutes drive) and transfer to the Gajner palace which has been transformed into a beautiful hotel on the edge of a lake. This is where you will stay this evening. After lunch try the horses, riding in and around Gajner. Gajner Palace is an undeniable "Jewel in the Thar Desert" built on the embankment of a lake by His Late Highness Maharaja Ganga Singh of Bikaner. Endangered Antelopes such as Black Bucks, Nilgais, Chinkaras and other animals like the Wild Boar roam freely in this area which is now a preserved sanctuary. Dinner and overnight in the palace Gajner.


Day 5 — 5 : GAJNER - LALAMDESAR - 35km riding

 Camp

Today is your first day on horseback in the Thar Desert on the border of Pakistan. Trees and grass are sparse. In some places the wind and shifting sands have created spectacular sand dunes which tower above the plain. Despite the austerity of the land a surprising number of people have learned to eek out a living here. Enroute you will pass several small villages.


Overnight in Camp

Day 6 — 6 : LALAMDESAR - DINGSARI - 35km riding

 Camp


Ride about 35 kms to Dingsari Village. The ride on this day takes you across several farms and huge sand dunes where you likely to see several Chinkara Gazelles. Arrive Kakku and camp near a large sand dune. Overnight in Camp.

Day 7 — 7 : DINGSARI - UJLA DORA - 30km riding

 Camp


Ride about 30 kms to Ujla Dora and make another camp in the desert. While riding through this area you see several Chinkara gazelles and if lucky, you might also come across the Desert Fox.

Day 8 — 8 : UJLA DORA - KHARI - 35km riding

 Camp


Ride out to Khari village passing through a couple of small villages and across farmland and large sand dunes. On this day if you are lucky you may see the elusive desert fox. Overnight in Camp

Day 9 — 9 : KHARI - SUKHWASI - 30km riding

 Camp

Ride out for about 30 kms. to Sukhwasi village passing through a couple of small villages and several farmlands and large sand dunes.

Day 10 — 10: SUKHWASI - NAGAUUR - 30 km riding

 Camp

Ride out for about 30 kms to Nagaur. The ride takes you across several farm lands and villages. On this day you also get a chance to climb up on one of the largest sand dunes of this area. There is a small temple on top of this sand dune and you get a lovely view of the entire area. Arrive Nagaur - where the Fair will be full of Camels, horses and other animals. Overnight in Camp which would be set up away from the town and close to the Fair.

Day 11 — 11 : THE FAIR OF NAGAUUR

Spend the day in Nagaur visiting the fair on horseback and on foot. There are about 25,000 camels on display as well as a number of horses and cattle. People come from hundreds of miles away to buy and sell and it is an excellent chance to experience the ways of ancient India. There are many shops selling handicrafts, cloth, jewelry etc. Few tourists visit this fair, as it is little known and is mainly for local people. Overnight in camp.

Day 12 — 12 : NAGAU R - KHIMSAR

After breakfast, bid good bye to your horses and the camp staff and drive to Khimsar (1 hour drive) and stay at Hotel Khimsar Fort. Overnight in Khimsar

Day 13 — 13 : KHIMSAR - JODHPUR

Drive to Jodhpur after breakfast (approx. 2 hour drive). Lunch to your own account in this beautiful city, with a visit of the old town and Mehrangarh Fort in the afternoon.

JODHPUR : This former capital of Marwar state was found by Rao Jodha Singh. A flourishing trading centre in 16th century, today the city has grown to become the second largest city of Rajasthan and is still one of the leading centres for wood, cattle, camels, salt and agriculture in Rajasthan. However, the past is never far behind and the city boasts of some very fine reminders of this glorious past -- Palaces, Forts, Temples and other elegant monuments of architectural and historical value.

Mehrangarh Fort : From its towering height of 400 ft, atop a steep hill, Mehrangarh Fort is Jodhpur's most remarkable monument, enclosing within its mighty ramparts a complex of ethereal palaces notable for their exquisite lattice work. Work began on this massive citadel, in 1479 by Rao Jodha, founder of Jodhpur. Certain halls in the palaces have been made into a museum with a display of the royal collection of arms, palanquins, howdahs, cradles, miniature paintings, and personal heirlooms. From here, the view of the city is breathtaking.

Day 14 — 14 : JODHPUR - DELHI

Fly to Delhi. Lunch to your own account. Dinner and transfer to International airport in time for your flight home (should depart in the night or early hours of the following day)

DATES & PRICES

We are currently updating our dates and prices they will be online soon. If you want details of this holiday, please do not hesitate to contact us.

Price details

No departure for this destination. Please contact our travel advisers for more information.

- International flights to Delhi are not included.

- The domestic flights from Delhi to Bikaner and Jodhpur to Delhi are also required and are currently priced at around €200/£180/\$220 per person. Please note that the airfares can change, and will be confirmed at the time of the booking. Please note that internal flights in India have a maximum weight limit of 15kgs for checked-in luggage and 7kgs for hand luggage.

- Groups are usually composed of a minimum of 8 riders and a maximum of 14 riders.

- Non-riders are welcome and we will arrange a special jeep itinerary. Please contact us for details and prices.

- Single supplement is €1130/£990/\$1130 to guarantee a single room. If you are willing to share but we are unable to find a sharer for you then the single supplement is reduced by 50%. The single supplement is refunded if a sharer is found.

- A visa is required to enter India and is your responsibility.

Please Note

The itinerary may be modified at anytime for security reasons, meteorological or events beyond our control such as blocked roads, rivers in flood, drought, strikes and local holidays. Equus Journeys, our local partners and their local guides will always strive to find the best solution and will alter the itinerary as needed.

The names of the hotels and accommodation are given for information only and depending on availability, they may be modified without notice and replaced by another of a similar standard.

Price includes

SUPPORT TEAM

1 support vehicle for logistics
1 horse equipped with saddle and bridle per rider
1 team in charge of the horses

ACCOMMODATION

2 person tents with beds, comfortable mattress and bedding supplied
Double room in hotel or palace in the countryside with private bathroom

MEALS

Full board during the ride, breakfast and dinner only in Delhi/Jodhpur
1 bottle of mineral water per day during the ride

ADDITIONAL EQUIPMENT

First aid kit
Saddle bags

EXTRA

Touristic sites fees in the cities

Price doesn't include

MEALS

Lunches in Delhi and Jodhpur
Beverage and personal extra

TRANSPORTS

International flights bookable on request
Internal flights - Delhi to Dikaner and Jodhpur to Delhi. Will be invoiced at the time of the booking.
Visa fees

INSURANCE

Cancellation and travel insurances are not included. Please note that insurance is mandatory. We recommend to take out an insurance policy as soon as your travel is booked in case of cancellation.

EXTRA

Tips to local team
Museum and touristic sites fees in New Dehli
Camera and video recorder fees

Optional

ACCOMMODATION

Single room supplement

EQUESTRIAN INFO

Horses

An excellent selection of responsive and energetic Marwari horses home bred by your guide Bonnie Singh of Dundlod Fort. The Marwari has been used throughout history as a cavalry horse and is comfortable, forward going and wonderfully spirited. The Marwari's extraordinary beauty, arched ears and fiery look adds to their charm.

Guide & local team

The Marwari horses come from the stables of expert horseman Kanwar Raghuvendra Singh at Dundlod Castle. Known as Bonnie, he is a warm and considerate host and has set up the largest Marwari stud farm in India and has established a breed improvement programme. Bonnie is assisted by an army of helpers who support him both on horseback and on the ground.

Minimum riding ability

MINIMUM RIDING ABILITY

You need to be a good rider, capable and in control in all paces in open spaces. You must be able to rise to the trot and canter in a forward seat. It is also important to be able to stop, to give the direction during fast paces.

Weight limit: 14 stones (89 kgs) (196 lbs)

PACE

There are long periods of walking, some fast and regular trot and numerous gallops when terrain allow it.

TACKING ABILITY AND PARTICIPATION

A team of grooms will feed, care for and saddle your horses. You can help with untacking if you wish, but this is not expected.

TRIP CONDITIONS AND REQUESTED EXPERIENCE

You need to be tough and physically fit for long hours in the saddle and fast paces. Having previous experience of a trail ride of several days would be an advantage but it is not compulsory. Guests who do not ride regularly are requested to get fit prior to the ride. It is of particular importance to ensure you are comfortable and balanced when riding at speed across rough and open spaces.

Visiting a new country offers the opportunity to meet other cultures with different mentalities, therefore it is important to accept these differences and respect the local way of life.

EQUESTRIAN EQUIPMENT

The tack is English style Indian Army saddlery. It is not particularly comfortable especially after a long days riding - we therefore recommend a seat saver be taken with you and the grooms will happily put it in place. The team can also provide seat savers if you do not have your own (limited number available).

Saddle bags are provided

We recommend our riders to wear a helmet to the correct standard and you should bring your own to ensure a proper fit.

TRAVEL INFO

COMFORT

You will stay in a combination of hotels and safari style camps with large spacious tents. Each tent has two made up beds with comfortable mattresses. Separate toilets and showers are set up, with hot water available in the morning and evening.

The hotels are usually former forts and palaces steeped in extravagant royal and colonial history. Rooms will vary in size but each will have a private bathroom. Sometimes hotels are modest, but most are luxurious. Food is freshly cooked, carefully prepared and delicately spiced.

MEALS

Hotel nights:- A buffet breakfast will be available and a choice of evening meals. Rajasthan cuisine is very tasty with a variety of curries, rice served with a side naan or Chapati (Indian breads), Chicken, lamb, vegetables and fresh fruits. Limited spirits, wines, beers and soft drinks will be available. Camping help yourself breakfast of toast, cereals, fruit and eggs if you wish. You have a hot lunch and then another hot meal in the evening around the camp fire. The food is varied and tasty Indian cuisine. Contrary to popular belief, all Hindus are not vegetarians and strict vegetarianism is limited to the south. However, you are unlikely to be served beef steak as the cow is sacred. You can expect to eat either goat or chicken.

Water: Take care and do not drink water unless it out of a bottle. It is better to buy mineral water when staying in the towns. The water you will be offered along the trail will be treated.

Limited spirits, wines, beers and soft drinks will be available.

CLIMATE

Rajasthan has a hot dry climate. The monsoon is from June to September during which it is particularly hot. Rain outside the monsoon months is unlikely. The rides are scheduled for the cooler months and at this time the maximum temperature would be around 24°C during the day. Please be mindful that evenings can be cool (c. 5°C) and you should bring a warm sweater and be prepared for a chilly morning just in case there is a snow fall in the

Himalayas as the temperature does drop suddenly at times. When camping, the nights can be cold are felt much more and you are advised to bring warm clothes for sleeping.

TIPS

Tipping is popular in India and it is customary to tip not only your team (guide, cook etc) but also staff in hotels and restaurants.

After the ride, guest usually collect the money in an envelope and hand it over to either your guide Bonnie or Sunayana (his assistant) with the instructions to divide it among the whole team – grooms, camp cook and staff, jeep drivers etc... Budget for c. £40-50 per person in total.

At the hotels, tipping is absolutely discretionary. The bell boys at the hotel handling the baggage do expect a small tip. If you are happy with their services, they may give them around Rupees 50 to 100 – but again, it is absolutely discretionary.

Be careful not to tip too much - being overly generous can affect the general standard of living and destabilise the local economy. If children earn more money than their fathers by begging or asking for money for photos then this can create major distortions within the family.

PACKING LIST

Please pack in accordance with local religious and traditional cultures - it is important to keep your shoulders and knees covered when meeting local populations. Please do not wear shorts or strappy tops in towns and villages. You will also require some smart casual clothes for your hotel nights. Please note that internal flights in India have a maximum weight limit of 15kgs for checked-in luggage and 7kgs for hand luggage.

Head

- Equus Journeys strongly recommend that you wear a riding helmet and that you take your own to ensure a correct fit. There are many lightweight options available nowadays
- Sunhat for when not riding
- Sunglasses - with a cord attached so they don't fly off when riding
- Woolly hat
- Buff or Bandana to protect against sand, sun and dust

Upper body

- Long sleeved shirts provide protection from the sun and are an extra layer
- T-shirts
- Lightweight fleece or jumper
- A light waterproof jacket

Legs

- Lightweight, comfortable riding trousers or jodhpurs - we recommend riding in them at home before taking them on holiday to ensure they don't rub
- Casual trousers for the evenings.
- Swimsuit to enjoy the swimming pool of the hotels

Hands and Feet

- Comfortable riding boots. We recommend short boots with half chaps. We don't recommend taking your favourite long leather boots in case they get damaged
- Trainers or equivalent light shoes for the evenings
- Socks
- Gloves - your hands are particularly exposed to the sun

Other useful items

- Towels - camping ones will both dry and pack more easily
- Small backpack 25-30 liters
- Camera and high capacity memory card. Spare battery
- Bumbag for carrying your camera and small items whilst riding
- Headtorch or small torch for moving around camp at night - bring spare batteries and bulbs
- Water bottle (2 litres or 2 x 1 litre)
- Swiss army knife
- Wet Wipes or equivalent (for when washing facilities aren't available)
- Toilet paper and a lighter to burn it with
- Small plastic bags for rubbish
- Ear plugs (for light sleepers)

In your hold luggage

- Any liquids, such as shampoo, moisturiser, deodorant unless they are less than 100ml and all bottles can fit in a small, clear, plastic ziplock bag. We

recommend biodegradable washing products where possible.

- Swiss army knife (or equivalent)

In your hand luggage

- Any valuables, such as your camera, ipod, ipad etc.
- Travelling in your riding boots and carrying your hat and some riding clothes is highly recommended - then if your luggage goes astray you are still able to ride!

Medical kit

- Any medication you regularly take
- Sunscreen and lip balm - should be high factor
- Insect repellent, preferably containing deet
- Blister plasters in case of any rubs
- Antiseptic cream, plasters, aspirin, anti-histamine, insect-bite salve etc...
- Spare prescription glasses/contact lenses
- Eye drops
- Imodium or similar anti-diarrhoea medication
- Re-hydration sachets
- Water purification tablets
- Antiseptic wipes
- Handwash gel

Our Recommendations

- Please don't take a hard sided suitcase. Your luggage should be soft sided with a capacity of about 80 litres. We recommend taking a backpack or similar.
- Backpacks cannot be worn whilst riding. MAX LOAD is 15kg.
- We recommend a small bum bag or a coat with pockets so that you can carry small items with you during the day (camera, sunscreen, lipbalm etc) and whilst riding.
- We recommend travelling in your riding boots and carrying your hat and some riding clothes in your hand luggage - then if your luggage goes astray you are still able to ride.
- We recommend taking a copy of your passport and insurance documents with you in case you lose your originals

SUSTAINABLE TOURISM

1. **Travel light.** It's a little known fact, but the lighter you pack, the better for the environment as heavy bags will produce higher emissions (when flying a plane or driving a car!).
2. **Reduce plastic waste.** Take your favorite reusable bottle with you. Avoid single-use bags, cups, or straws.
3. **Preserve nature.** Always take your rubbish with you during the ride and recycle them. Leave all the flowers or plants as you found them, and never get too close when observing wildlife. Make sure to use eco-friendly products such as body wash or laundry detergent (if camping) to protect both your skin and the environment.
4. **Choose your experiences carefully.** Respect animal life by not participating in any activities that abuse wild animals (shows, elephant rides, etc.).
5. **Support local populations.** Buy local handicrafts, be respectful of customs, and learn about the culture of local communities.
6. **Share!** Raise awareness among your family and friends about sustainable tourism.

For more information please [see this page](#).