



Equus Journeys

HORSEBACK TRAVEL & EQUESTRIAN TRADITIONS SINCE 1972

+44 (0) 1905 388977

info@equus-journeys.com

Last updated 17/04/2025

Namib Desert Trail

NAMIBIA

An exhilarating and pacey ride across the oldest desert in the world, this **horseback trail** is one of the most challenging rides in the world. Ride 300km from the red dunes at Sossusvlei, through the Namib desert to the coast at Swakopmund. Stay in an extremely comfortable mobile camp every night, sleeping out under the stars and enjoy meals cooked over an open fire. With long canters and gallops and long days in the saddle, this epic **trail ride** is not for the faint-hearted!

Trail Riding	 13 days / 9 riding	 From £6,200	
--------------	--	---	---



ITINERARY

Highlights

- World renowned sand dunes at Sossusvlei
- Possibility of meeting desert adapted species such as zebra, oryx and kudu as well as discovering the strange vegetation of the Namib
- Hugely contrasting landscapes
- Delicious meals cooked on open fires
- Sleeping out under the stars of a clear desert sky
- Unrestricted riding across endless desert plains
- Challenging riding on incredibly fit horses

Day 1 — 1 : EUROPE - WINDHOEK

International flight overnight to Windhoek - arriving the following day (day 2). Flights are not included but we can book these for you on request.


Day 2 — 2 : WINDHOEK

 River Crossing lodge

You will be met at Windhoek International Airport and transferred to River Crossing Lodge with its impressive view over Windhoek. Meet the rest of your riding group for dinner and a representative will brief the group about what to expect on your adventure.

Please note the following itinerary can be changed depending on local conditions, and is only a loose guide to what can be seen on this ride.

Day 3 — 3 : SOSSUSVLEI



After breakfast you will be transferred to the Sossusvlei area (c. 4 ½ hour drive) via the Spreetshoogte Pass which affords your first enticing glimpse of the seemingly endless Namib Desert below. At your first campsite, with a spectacular view over the Namib sands, you meet your horses and crew. After lunch there is an afternoon excursion to the terminal pan of Sossusvlei in the soft light of evening. You are welcome to attempt to climb the towering dunes for a spectacularly panoramic view. Return to camp for a traditional Namibian meal cooked over an open fire.

Day 4 — 4 : NAMIB NAUKLUFT PARK - 4-5 HOURS RIDING



Your adventure starts across wide grassy valleys, overlooked by the dunes of the Namib sand desert. Lunch at Solitaire, a unique oasis in the desert, before heading to the Naukluft Namib Park and its mountainous trails.

You will camp next to a water hole for the night. This is a unique opportunity to see wild animal come for a drink of water. Enjoy the rest of the evening around the campfire, before falling asleep under the countless lights of a myriad of stars.


Day 5 — 5 : TSONDAB - 6-7 hours riding



The morning ride takes you along a ramp-like dune amongst unspoilt wilderness and striking scenery.

In the afternoon the pace quickens as the valley opens into a riverbed where you can spot ostriches, zebras and wildebeests before climbing up to the campsite set on a hill. Good showers will be offered as well as a great dinner and evening by the fire.

Day 6 — 6 : GAUB CANYON - KUISEB CANYON - 6 hours riding



Today you ride across some red dunes before a rugged descent into the Gaub Canyon for lunch. Climbing out of the Canyon you ride across the wide plains to a cave with a spectacular view of the badlands of the ephemeral Kuiseb River in the distance. You then negotiate the terraces leading down to the bizarrely rugged Kuiseb river, with a technical descent into the riverbed where you stop for a short lunch break. It is this river which forms a dramatic end to the Namib Sand Sea, flowing just often enough to prevent the dunes from crossing the river. The tracks of Mountain Zebra criss-cross the steep sides of the canyon, all leading to a year-round supply of precious water which is preserved by the high, narrow walls of the canyon.

Day 7 — 7 : ARUVLEI CAMP - 6 hours riding



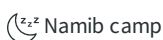
Having crossed both canyons yesterday, you are now in the park on the northern edge of the Kuiseb Canyon - Aruvlei camp.

Day 8 — 8 : GANAB - 6-7 hours riding




Good going affords some fast-paced riding towards the water-point at Ganab where Mountain Zebra, Oryx, Ostrich, Springbok, and if you are lucky, some desert-adapted warthogs come to drink. Here the wide grassy plains are scarred by several watercourses, some only distinguishable by the long lines of trees which mark their course, sometimes giving shelter to some desert-adapted Giraffe.

Day 9 — 9 : MARBLE MOUNTAIN - 7-8 hours riding - 60 km



Another day with long hours in the saddle which offers some fast-paced riding past the water point of Hotsas across the Tinkas and Tumas plains which become ever less vegetated as you approach the coast. As you approach the Marble Mountain, Ostriches and Mountain Zebra often run alongside the horses, curious about the unusual centaurs inhabiting their desert. From now on life-giving evening fog can be expected, producing 5 times as much precipitation than rainfall in this hyper arid area.


Day 10 — 10 : MOON VALLEY - 7 hours riding - 45 km



Today's ride through the hyper aridity of true desert landscapes offers the chance to encounter the dinosaur-like plants, the gnarled Welwitschia

Mirabilis. Strange shapes form and disappear in mirages and fascinating survival devices of desert adapted creatures astound; this is a land of great antiquity and also tremendous solitude. Pass the spectacular Moon Valley on your decent to the wonderfully sheltered campsite on the Swakop River.

Day 11 — 11 : SWAKOPMUND - 4 hours riding - 20 km

 Organic Square Guesthouse

Your final ride, down the Swakop river to the coastal dunes and then, at last, the Atlantic Ocean. Your first glimpse of a town in days! The last stretch of riding is along the soft white beach sand of Swakopmund. Tonight's accommodation is a comfortable hotel (the Beach Hotel Swakopmund or similar) while the horses enjoy their well-deserved rest in a large sandy paddock with a wonderful view of the sea. After sundowners, enjoy a last memorable meal together, reminiscing over an adventure unlikely to be forgotten.

Day 12 — 12 : SWAKOPMUND - WINDHOEK

Say a fond farewell at breakfast as the transfer vehicle leaves promptly to get you to Windhoek International airport for flights departing after 15:00 and the drive is c. 4 hours.

If your flight schedule requires an earlier departure than 15:00 then you will need to spend tonight in a guesthouse in Windhoek before flying home tomorrow. Additional hotel costs and transfers apply or you can book something your end.

Day 13 — 13 : EUROPE

Arrival back home.

DATES & PRICES			
DEPARTURE	RETURN	PRICE WITHOUT FLIGHTS	STATUS
17/06/2025	29/06/2025	£6,200	Full
19/08/2025	31/08/2025	£6,200	Full
30/09/2025	12/10/2025	£6,200	Full
31/03/2026	12/04/2026	£6,600	Full
14/07/2026	26/07/2026	£6,600	Full
25/08/2026	06/09/2026	£6,600	Full

Price details

- Flights to your destination (international/domestic) are not included, but can be booked on request - please contact us for rates.
- Rates are per person, based on two riders sharing a twin or double room/tent during the ride.
- Groups are composed of a minimum of 4 international riders and a maximum of 12 riders, plus guides.
- There is no single supplement if you are willing to share a room/tent with another guest of the same sex (guests usually sleep under the stars without requiring a tent). To guarantee your own room at the two lodges on arrival/departure there is a single supplement of £220/€255/\$280 in 2025, £235/€260/\$300 in 2026.
- Transfers to and from Windhoek airport are included.
- There is a weight limit of 92kgs and riders who weigh over 85kgs may have to pay a supplement for a second horse of £850/€985/\$1075 in 2025, £900/€1050/\$1150 in 2026

Please Note

The itinerary may be modified at anytime for security reasons, meteorological or events beyond our control such as blocked roads, rivers in flood, drought, strikes and local holidays. Equus Journeys, our local partners and their local guides will always strive to find the best solution and will alter the itinerary as needed.

The names of the hotels and accommodation are given for information only and depending on availability, they may be modified without notice and

replaced by another of a similar standard.

Price includes

SUPPORT TEAM

1 english speaking horse guide

LOGISTIC

1 horse equipped with saddle and bridle per rider

1 cook

1 support vehicle

INLAND TRANSPORTS

Airport transfers from Windhoek

Support trucks for luggage, camp and horses.

ACCOMMODATION

2 riders dome tents are used, with camp beds and a canvas bag containing sleeping mat, duvet and pillow.

MEALS

Full board from first diner to last breakfast, and drinks when on the trail

Snacks

ADDITIONAL EQUIPMENT

First aid kit

Price doesn't include

MEALS

Beverage in the lodges and personal extra

TRANSPORTS

International flights to Windhoek

EXTRA

Tips to local team

Small group supplement

INSURANCE

Cancellation and travel insurances are not included. Please note that insurance is mandatory. We recommend to take out an insurance policy as soon as your travel is booked in case of cancellation.

Optional

ACCOMMODATION

Single room/tent supplement if you are not prepared to share

LOGISTIC

Extra horse supplement for anyone weighing over 85 kg

The horses are mostly crossbreeds from a variety of stock that found their way into the Namibian equine mix during the last century. These include Trakhener, Hanovarian, Shagya Arabs, Boerperd and more recently, Arabians and Quarter Horse crosses. The horses are generally small in body size to cope with the dry and mountainous environments where they are bred and raised. They are sure footed, nimble, well mannered and energetic plus calm or fast according to your preference.

Guide & local team

You will likely be guided by Andrew or Telane, with at least one back-up guide and a host of camp support staff.

Minimum riding ability

MINIMUM RIDING ABILITY

You need to be a very competent rider with plenty of experience riding outdoors across varied terrains and at all paces. The horses are well-behaved but there are some long hours in the saddle and a fast pace can be sustained for long periods where the terrain allows.

PLEASE NOTE: There is a weight limit of 92 kgs. Riders who weigh over 85kgs (with their riding gear on) may have to pay a supplement for a second horse. You may be weighed on arrival!

PACE

There are lots of opportunities for fast riding. You must be capable of rising to the trot and maintaining a forward seat in canter and gallop. This is one of the most challenging rides on offer.

TACKING ABILITY AND PARTICIPATION

You will be expected to assist with grooming, tacking up and untacking your horse each day whilst out on the trail. It would also be appreciated if you could help with camp tasks such as putting up tents or watering and feeding the horses.

TRIP CONDITIONS AND REQUESTED EXPERIENCE

You need to be physically fit for long hours in the saddle in the African sun. This is a challenging ride and can be tough at times. Climate is usually warm and dry during the day, but the nights can be very cold (zero or below) and there can be strong winds.

Guests who do not ride regularly need to get riding fit prior to the ride.

EQUESTRIAN EQUIPMENT

Special water bottle holders are supplied on the saddles (the water bottles are also provided).

Saddles are endurance-type trail saddles. If you want to bring your own seat saver then you will need a western shaped one.

We recommend our riders to wear a helmet to the correct standard and you should bring your own to ensure a proper fit.

TRAVEL INFO

COMFORT

Two man dome tents are provided, with camp beds and sleeping bags/swags. However, most people opt to sleep out under the stars which is a magical experience. If you feel the cold then we recommend taking a sleeping bag liner or light fleece, as nights in the desert can drop below zero.

Showers are available every night (hot water). Please bring your own towel. It is however not possible to wash your belongings during the ride.

Small batteries can be charged in the back up vehicles if necessary. Phone signal is very limited and there is, of course, no wifi!

MEALS

Whilst on the trail, meals are cooked over an open fire and are of excellent quality.

Breakfast usually consists of porridge or cereal with tea and coffee.

Lunch: proper meals cook by the local team.

Dinner will be meat (beef or lamb usually) with vegetables and a dessert.

Drinks are included throughout the trail except on the first and last night when you are in a lodge.

Vegetarians and special diets can be accommodated with advance notice.

CLIMATE

The seasons in Namibia are the reverse of the UK and so October - March is hot and dry. The early summer is a very dry heat, but some rain can occur around December - January when the climate can be more humid. The rides do not run during these months as it is too hot.

From April to September, the winter months, the weather is usually cool and dry. The nights can be cold, dropping to zero or below, but the days are sunny with a beautiful blue sky. Daytime temperatures are usually 15-22c. Mid-winter (June-August) is cooler than the spring/autumn months of April/May and September.

TIPS

Tips are welcome and we recommend c. £10 per person per day and you should give this to your guide who will distribute it amongst all the staff. If possible, euro, USD or even better African Rands are preferred since pounds sterling are difficult to exchange in Namibia.

PACKING LIST

Although this is a camping expedition, all bedding is supplied. If you feel the cold then we recommend taking a sleeping bag liner, as nights in the desert can drop below zero. Please make sure to keep your packing to a minimum (see below).

Head

- Equus Journeys strongly recommend that you wear a riding helmet and that you take your own to ensure a correct fit.
- Sunhat for when not riding
- Sunglasses - with a cord attached so they don't fly off when riding
- Buff or bandana (essential)

Upper body

- Long sleeved shirts provide protection from the sun and thorns
- T-shirts
- Fleece, jumper or jacket - the evenings can be cold
- Waterproof jacket - the rains can be difficult to foresee and it's better to be prepared. Layering is key to cope with the fluctuations in temperature between day and night
- Casual clothes for the evening

Legs

- Lightweight, comfortable riding trousers or jodhpurs - we recommend riding in them at home before taking them on holiday to ensure they don't rub
- Shorts for non-riding trips
- Casual clothes for the evening

Hands and Feet

- Comfortable riding boots. We recommend short boots with half chaps but you may wish to take long chaps to protect against thorns. We don't recommend taking your favourite long leather boots in case they get damaged
- Sandals, flip-flops or trainers for moving around the lodge and camp
- Gloves - your hands are particularly exposed to the sun whilst riding

Nightwear

- Thermals are a good option for sleeping in, or tracksuits
- A woolly hat when camping
- Warm and comfortable sleeping sacks are provided, but if you feel the cold you may wish to bring a fleece liner as an extra layer

Other useful items

- Towel (not provided)
- Swimsuit
- Sarong (for going to/from showers)
- Binoculars for viewing game
- Camera and high capacity memory card. Spare battery
- Bumbag for carrying your camera and small items whilst riding
- Headtorch or small torch for moving around camp at night

Medical kit

- Sunscreen and lip balm - must be high factor
- Insect repellent, preferably containing DEET

- Any medication you regularly take
- Blister plasters in case of any rubs
- Antiseptic cream, plasters, aspirin, anti-histamine, insect-bite salve etc...
- Spare prescription glasses/contact lenses
- Ear plugs, particularly if you are a light sleeper
- Anti malarial tablets and Yellow Fever Certificate if required (check with your doctor)

Our Recommendations

- Please don't take a hard sided suitcase. Your luggage should be soft sided and you should pack it into two bags if it weighs more than 15kg so it's easier for the team to transport between camps
- Wherever possible you should wear neutral colours, such as beige, brown or natural bush colours for riding as bright colours, such as red, yellow or white can startle the wildlife and they will see you long before you've seen them
- We recommend travelling in your riding boots and carrying your hat and some riding clothes in your hand luggage - then if your luggage goes astray you are still able to ride!

SUSTAINABLE TOURISM

1. **Travel light** . It's a little known fact, but the lighter you pack, the better for the environment as heavy bags will produce higher emissions (when flying a plane or driving a car!).
2. **Reduce plastic waste** . Take your favorite reusable bottle with you. Avoid single-use bags, cups, or straws.
3. **Preserve nature** . Always take your rubbish with you during the ride and recycle them. Leave all the flowers or plants as you found them, and never get too close when observing wildlife. Make sure to use eco-friendly products such as body wash or laundry detergent (if camping) to protect both your skin and the environment.
4. **Choose your experiences carefully** . Respect animal life by not participating in any activities that abuse wild animals (shows, elephant rides, etc.).
5. **Support local populations** . Buy local handicrafts, be respectful of customs, and learn about the culture of local communities.
6. **Share!** Raise awareness among your family and friends about sustainable tourism.

For more information please [see this page](#) .